



ಬೃಹತ್ ಬೆಂಗಳೂರು ಮಹಾನಗರ ಪಾಲಿಕೆ
Bruhat Bengaluru Mahanagara Palike



BBMP COVID-19 WAR ROOM 28.09.2022



OVERVIEW OF COVID-19 IN BENGALURU



CASE TRENDS

ACTIVE CASES **2,119**

Confirmed Cases

160

18,71,763 #

Recovered Cases

149

18,52,657 #

Death Cases

0

16,987 #



HOSPITALIZATION

20

ICU – V

1

ICU

6

HDU

1

General

12

INCLUDES GOVT. QUOTA AND PRIVATE WALK-IN HOSPITALIZATION



VACCINATION

1,907

2,04,47,741 #

First Dose

158

96,73,625 #

Second Dose

322

94,68,967 #

Precaution Dose

1,427

13,05,149 #



TRIAGING

MTU

14

Tele Triage

124



ACTIVE CLUSTERS

1

Budding Clusters (<5 Cases)

1

Clusters (> 5 cases)

0



TESTING

11,489

3,18,47,481 #

RAT

2,155

RTPCR

9,334

Positivity : 1.34%

*FOR LAST 7 DAYS

: indicates cumulative numbers till date



ABSTRACT OF COVID-19 SCENARIO IN BENGALURU



	MALE			FEMALE			TRANSGENDER			TOTAL		
	Last 24 Hours	Last 7 Days	Cumulative	Last 24 Hours	Last 7 Days	Cumulative	Last 24 Hours	Last 7 Days	Cumulative	Last 24 Hours	Last 7 Days	Cumulative
Positive Cases	85	579	11,03,167	75	505	7,67,704	0	0	196	160	1,084	18,71,763
Recovered Cases	78	662	10,90,981	71	585	7,61,582	0	0	187	149	1,247	18,52,657
Death Cases	0	0	10,759	0	0	6,224	0	0	4	0	0	16,987
Total Tests Done	In Last 24 hrs. : 11,489			In last 7 days : 80,967			Cumulative : 3,18,47,481					
Vaccine Doses Administered	In Last 24 hrs. : 1,907			In last 7 days : 14,973			Cumulative : 2,04,47,741					
ACTIVE CASES									2,119			

*Covid deaths occurred today : 00 | Covid deaths occurred beyond last 24hrs., reported today : 00

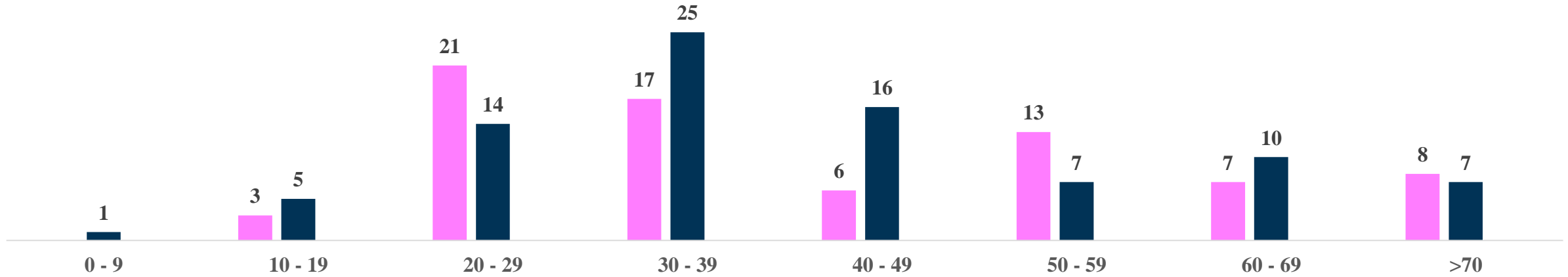


LAST 24 HOURS AGE GROUP AND GENDER WISE DISTRIBUTION

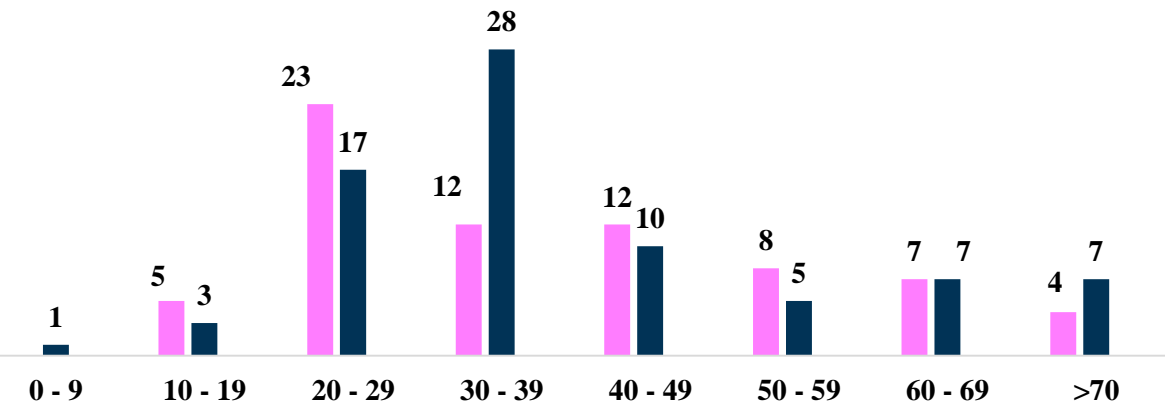


Positive Cases : 160

Female Male Transgender



Recovered Cases : 149

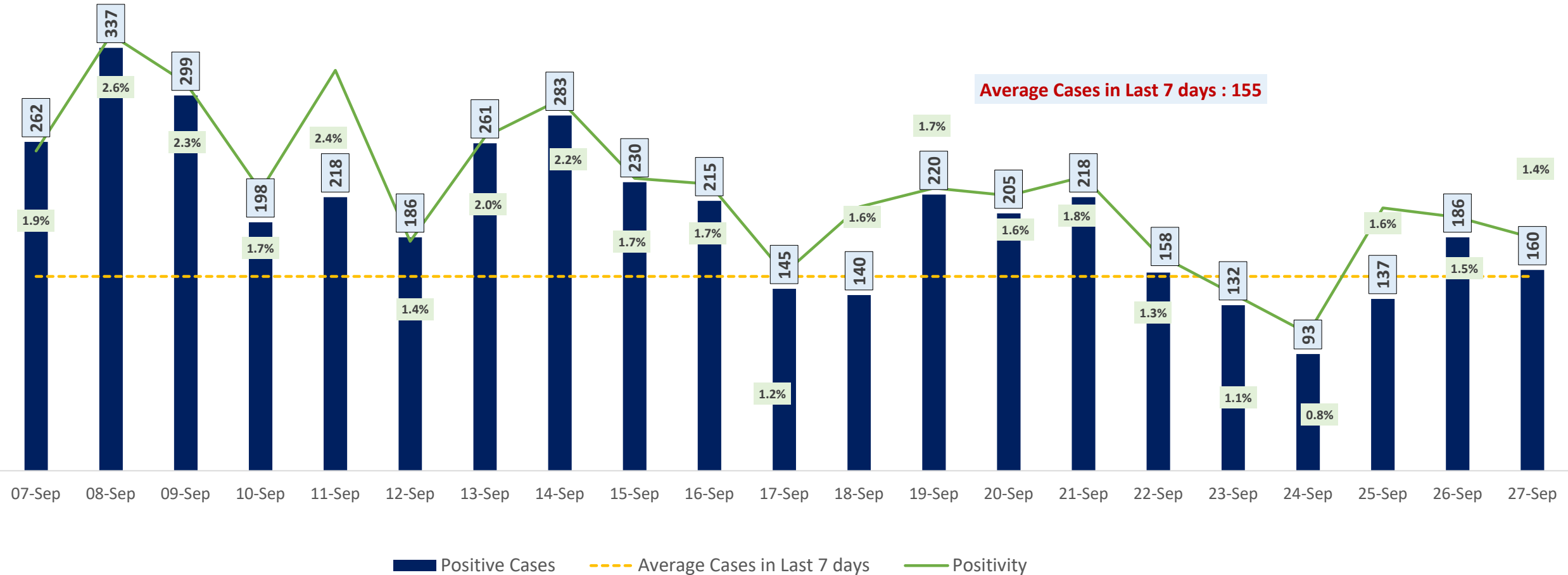


Death Cases : 0

0 to 9 10 to 19 20 to 29 30 to 39 40 to 49 50 to 59 60 to 69 >=70



POSITIVITY RATE OF BENGALURU – LAST 21 DAYS

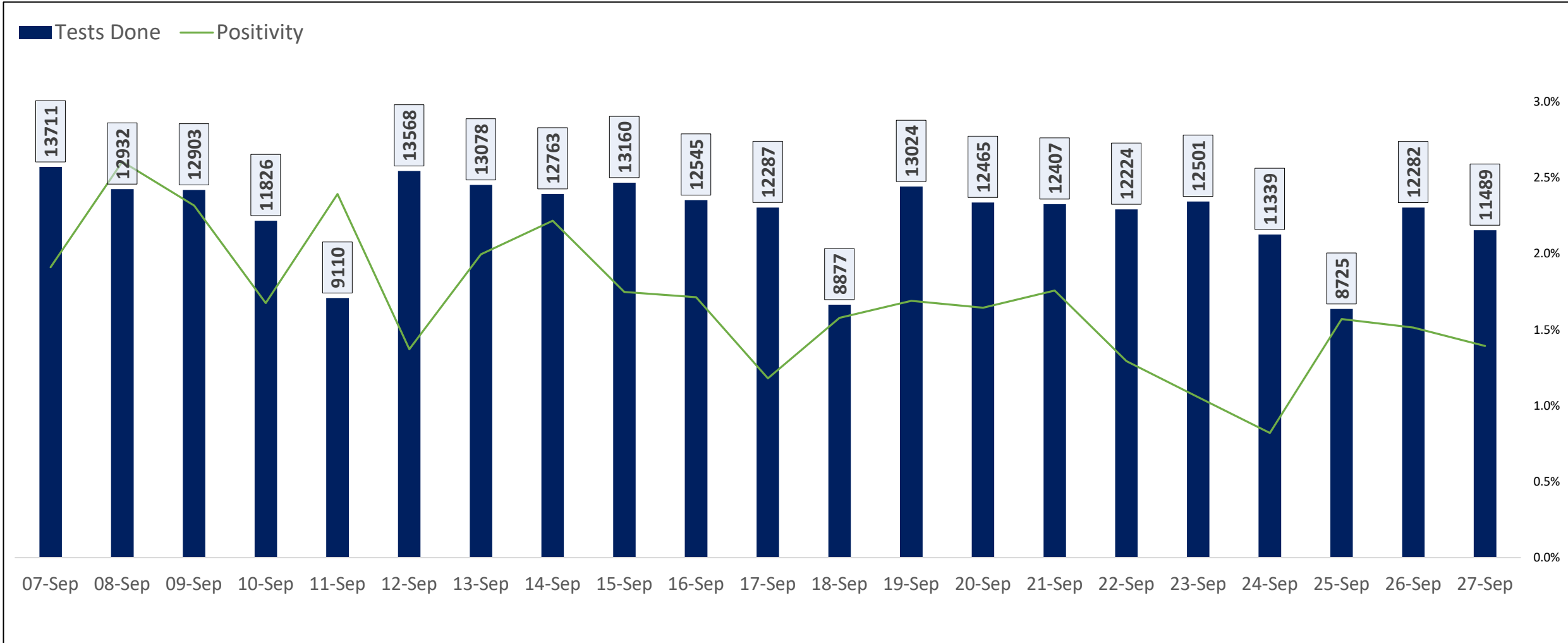




TESTING TRENDS IN BENGALURU

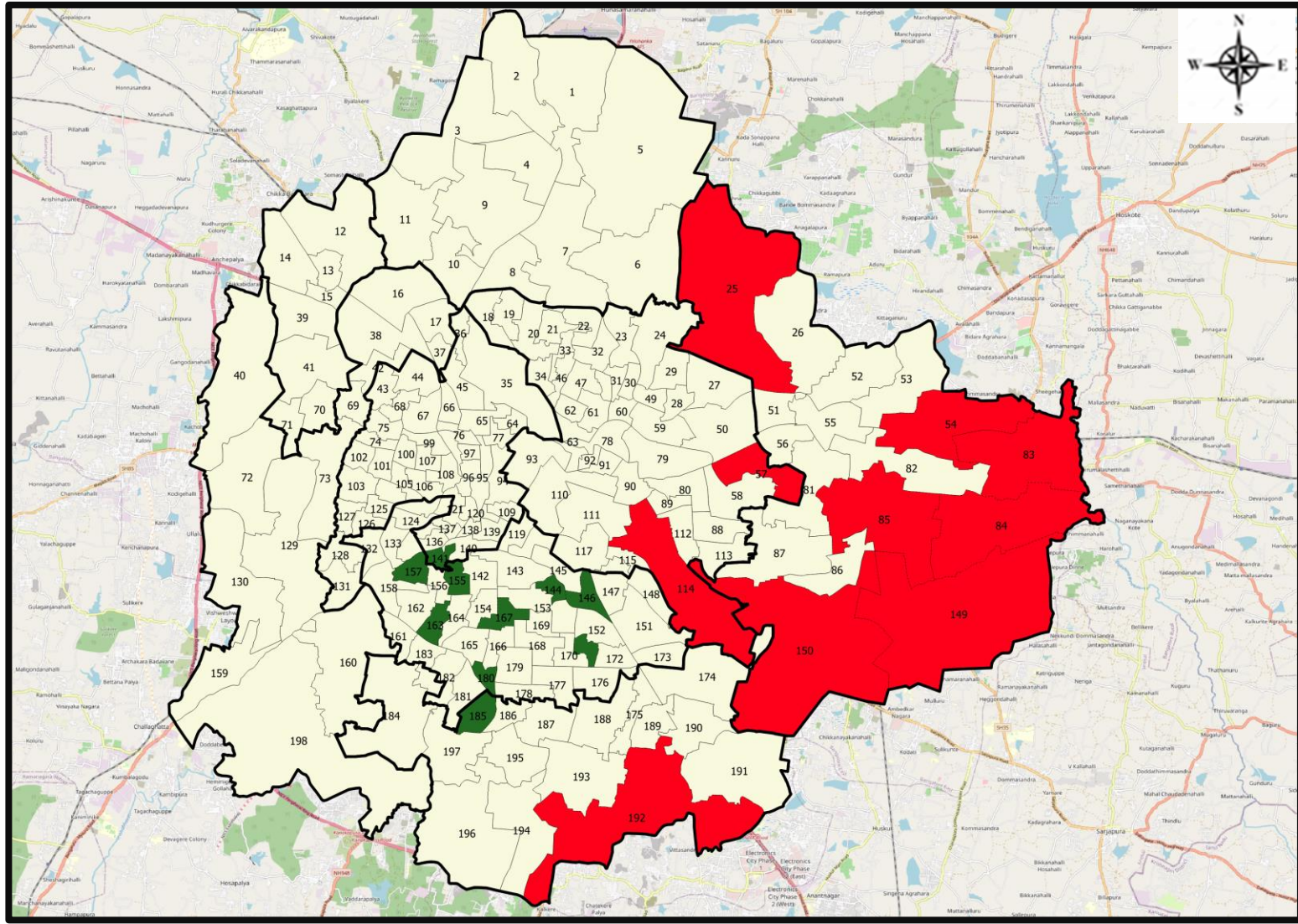


Total Test Conducted Till Date	Test Conducted Last 24 hours	Last 7 Days Average
3,18,47,481	11,489	11,567





BENGALURU URBAN MAP SHOWING TREND OF POSITIVE CASES IN LAST 7 DAYS



Top 10 wards reporting highest number of positive cases in last 7 days

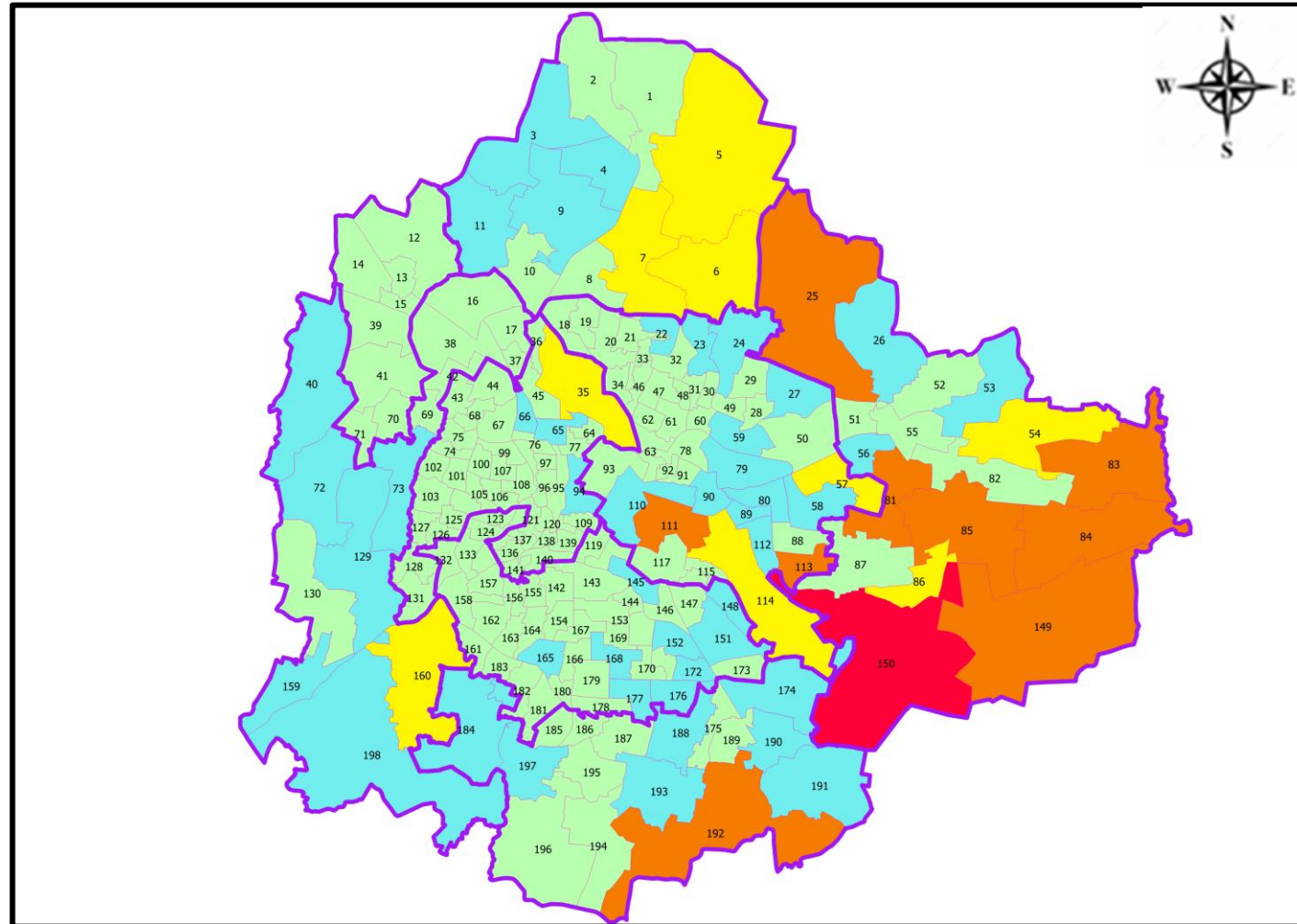
Ward No.	Ward Name	Daily Cases Average
150	Bellanduru	9
83	Kadugodi	4
149	Varthuru	4
85	Dodda Nekkundi	4
192	Begur	4
84	Hagadur	4
25	Horamavu	3
54	Hudi	3
114	Agara	3
57	CV Raman Nagar	3







Top 10 wards reporting least number of positive cases in last 7 days

Ward No.	Ward Name	Daily Cases Average
185	Yelchenahalli	0
180	Banashankari Temple Ward	0
171	Gurappanapalya	0
167	Yediyur	0
163	Katriguppe	0
157	Gali Anjaneya Temple	0
155	Hanumanth Nagar	0
146	Lakkasandra	0
144	Siddapura	0
141	Azad Nagar	0



BENGALURU MAP SHOWING INTENSITY OF POSITIVE CASES IN LAST 7 DAYS



-  **Level 1 : 0 to 5 Cases**
-  **Level 2 : 5 to 15 Cases**
-  **Level 3 : 15 to 25 Cases**
-  **Level 4 : 25 to 50 Cases**
-  **Level 5 : More than 50 Cases**
-  **Zone Boundaries**

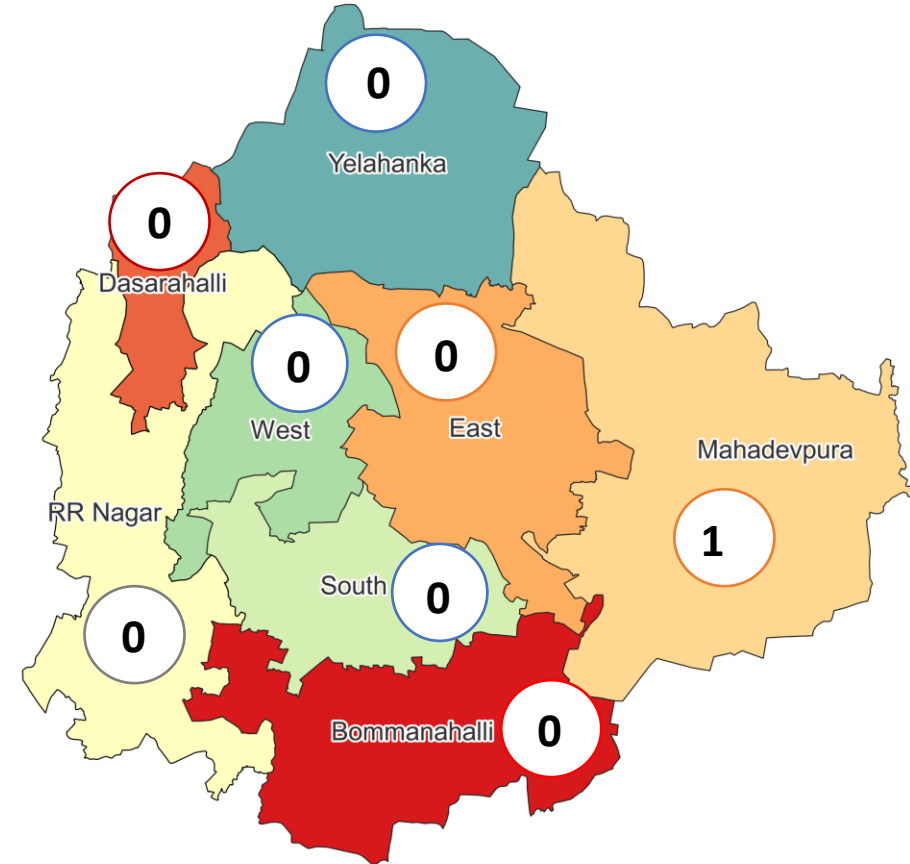


CLUSTER DETAILS



Zone Name	TOTAL CLUSTERS	Budding Clusters	Clusters	Outbreaks
		Less Than 5 Cases	5 To 14 Cases	More Than 14 Cases
BOMMANAHALLI	0 (-)	0 (-)	0 (-)	0 (-)
DASARAHALLI	0 (-)	0 (-)	0 (-)	0 (-)
EAST	0 (-)	0 (-)	0 (-)	0 (-)
MAHADEVPURA	1 (▼1)	1 (▼1)	0 (-)	0 (-)
RR NAGAR	0 (-)	0 (-)	0 (-)	0 (-)
SOUTH	0 (-)	0 (-)	0 (-)	0 (-)
WEST	0 (-)	0 (-)	0 (-)	0 (-)
YELAHANKHA	0 (-)	0 (-)	0 (-)	0 (-)
TOTAL	1 (▼1)	1 (▼1)	0 (-)	0 (-)

Total Active Clusters



Types of Clusters

Zone Name	Apartments/ Villa	Individual House	Hostels/Quarters	Others	Schools/Colleges
BOMMANAHALLI	0 (-)	0 (-)	0 (-)	0 (-)	0 (-)
DASARAHALLI	0 (-)	0 (-)	0 (-)	0 (-)	0 (-)
EAST	0 (-)	0 (-)	0 (-)	0 (-)	0 (-)
MAHADEVPURA	1 (▼1)	0 (-)	0 (-)	0 (-)	0 (-)
RR NAGAR	0 (-)	0 (-)	0 (-)	0 (-)	0 (-)
SOUTH	0 (-)	0 (-)	0 (-)	0 (-)	0 (-)
WEST	0 (-)	0 (-)	0 (-)	0 (-)	0 (-)
YELAHANKHA	0 (-)	0 (-)	0 (-)	0 (-)	0 (-)
TOTAL	1 (▼1)	0 (-)	0 (-)	0 (-)	0 (-)

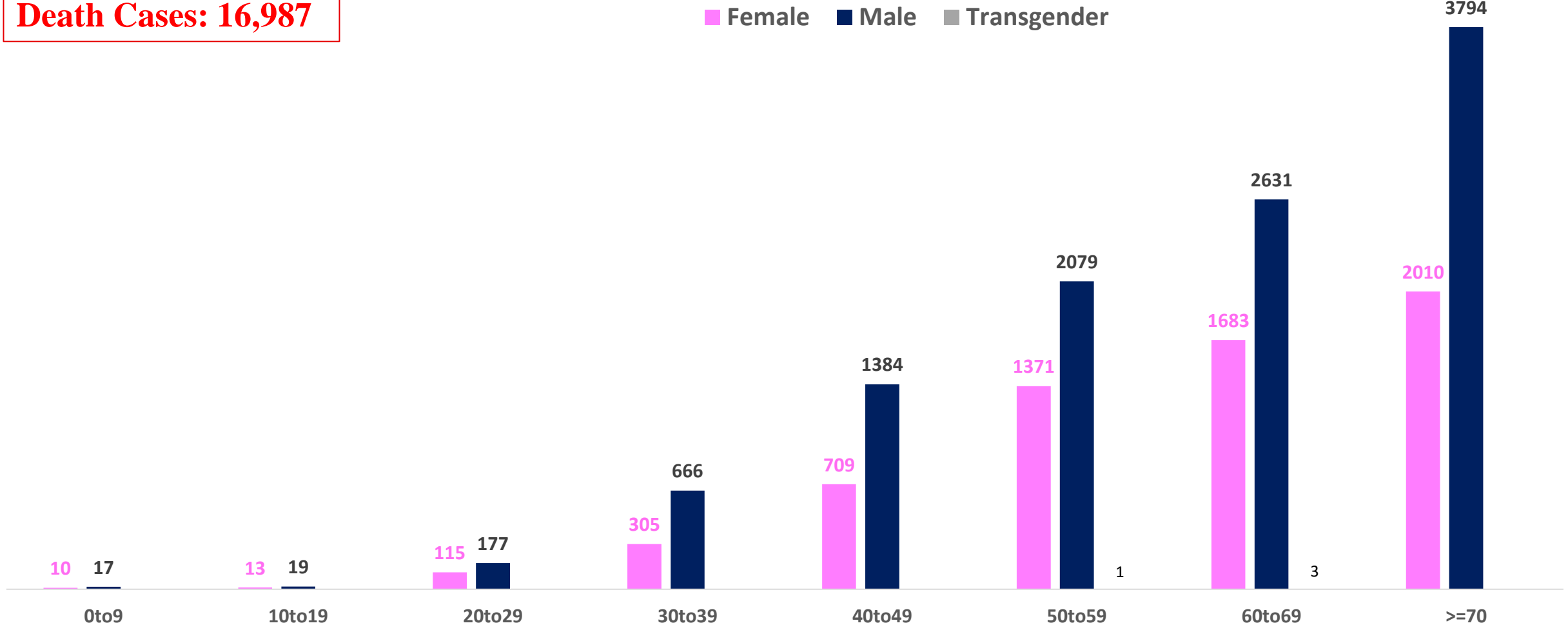
▲▼ : Shows increase and decrease in numbers as compared to previous day



AGE AND GENDER WISE DISTRIBUTION OF DEATH CASES



Death Cases: 16,987





COVID-19 SCENARIO IN BENGALURU AND OTHER METROPOLITIAN CITIES



CITY NAME	Positive Cases	Active Cases	Recovered	Deceased	Vaccine Doses Administered
New Delhi	20,03,119	386	19,76,232	26,501	3,71,97,238
Bengaluru*	18,71,763	2,119	18,52,657	16,987	2,37,32,991
Mumbai	11,48,995	682	11,28,583	19,730	2,21,08,513
Chennai	7,90,182	2,395	7,78,717	9,070	1,13,53,257

Source : <https://dashboard.cowin.gov.in/> at 4:30pm (28.09.2022)
Source : <https://www.covid19bharat.org/> at 4:30pm(28.09.2022)

*includes BBMP & Bengaluru Urban



SNAPSHOT OF COVID-19 CASES IN BENGALURU URBAN



**Total Wards With
< =10 Cases* :
166**

**Tests Conducted
on 27.09.2022:
11,489**

**Recovery
Rate*:
98.98%**

**Total
Active Cases :
2,119**

**Total Vaccinated
on 27.09.2022:
1,907**





**Positivity
Rate* :
1.34%**

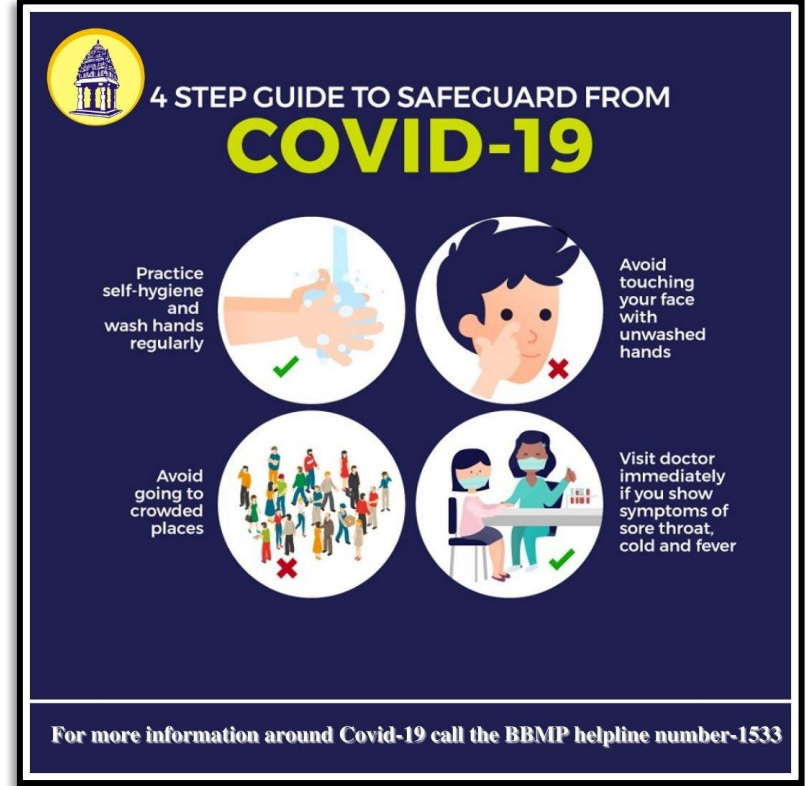
**Active
Rate*:
0.11%**

**Case
Fatality Rate* :
0.00%**

*Total positive cases In the past 7 days

*CFR and positivity is for Past 7 days

Download BBMP Bulletin	https://apps.bbmpgov.in/covid19/mediabulletin.php
To register for vaccination :	https://selfregistration.cowin.gov.in/
BBMP COVID19 Dashboard:	https://apps.bbmpgov.in/covid19/
Follow us on:	 www.facebook.com/bbmp.comm1/
	 twitter.com/BBMPCOMM
	  BBMPSplHealth



4 STEP GUIDE TO SAFEGUARD FROM COVID-19

- Practice self-hygiene and wash hands regularly
- Avoid touching your face with unwashed hands
- Avoid going to crowded places
- Visit doctor immediately if you show symptoms of sore throat, cold and fever

For more information around Covid-19 call the BBMP helpline number-1533

Issued by:

Honorable Chief Commissioner, BBMP
Special Commissioner Health & IT, BBMP
MD, Bengaluru Smart City Limited

THANK YOU !

